

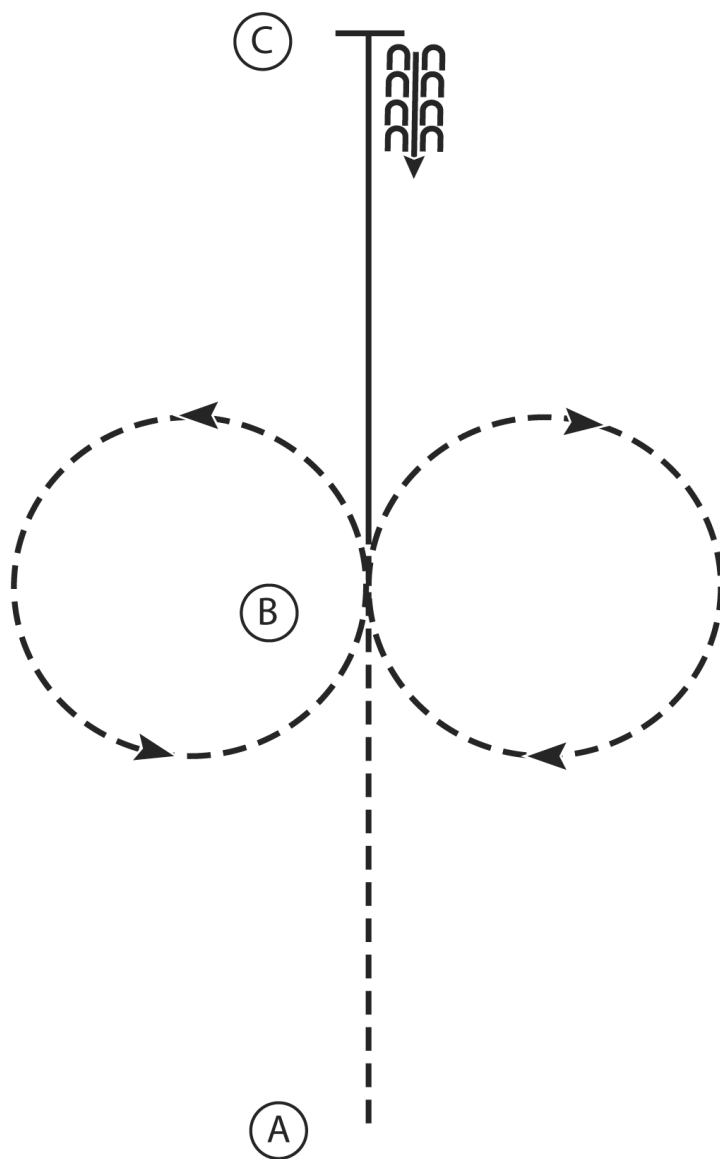
Ranch Versatility Show and All Breed Weekend

Hunt Seat Equitation (Amateur, Select, Youth)

Show Date: 10-11/2/2024

w w w . H o r s e S h o w P a t t e r n s . c o m

w w w . H o r s e S h o w P a t t e r n s . c o m



1. Sitting trot A to B
2. At B posting trot circle to the right
3. At B posting trot circle to the left
4. At B canter on the left lead to C
5. At C stop and back 4 steps

Walk
Trot	- - - - -
Extended Trot	- - - - -
Canter	—————
Leg Yield	
Lead Change	↘
Back	← C C C C
Marker	(B)
Sidepass	← - - - - →

[HSE/1-6]

Pattern Provided by:

Robyn Smith

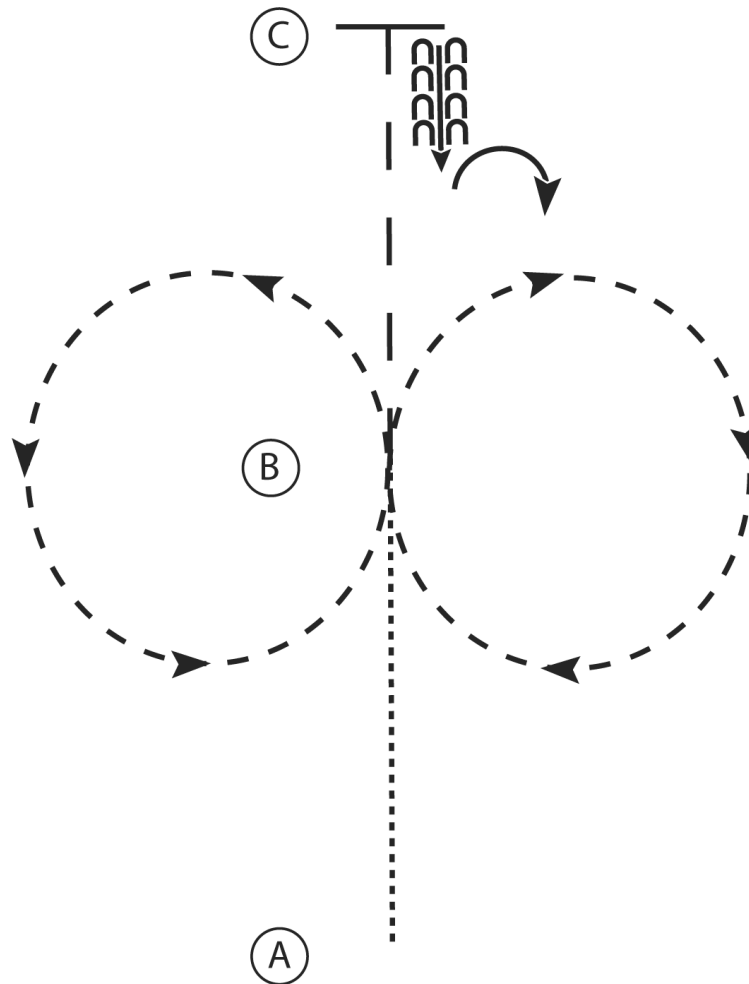
Ranch Versatility Show and All Breed Weekend

Hunt Seat Equitation (Youth Walk/Trot, Beginner, EWD)

Show Date: 10-11/2/2024

w w w . H o r s e S h o w P a t t e r n s . c o m

w w w . H o r s e S h o w P a t t e r n s . c o m



1. Walk A to B
2. Sitting trot circle to the right
3. Posting trot circle to the left
4. At B extend the trot to C
5. Stop at C and back 4 steps
6. Perform a 90 degree turn to the right

Walk
Trot	- - - - -
Extended Trot	- - - - -
Canter	—————
Leg Yield	
Lead Change	↙ ↘
Back	← C C C C
Marker	⊙ B
Sidepass	← - - - - →

[HSE/WT-1]

Pattern Provided by:

Robyn Smith

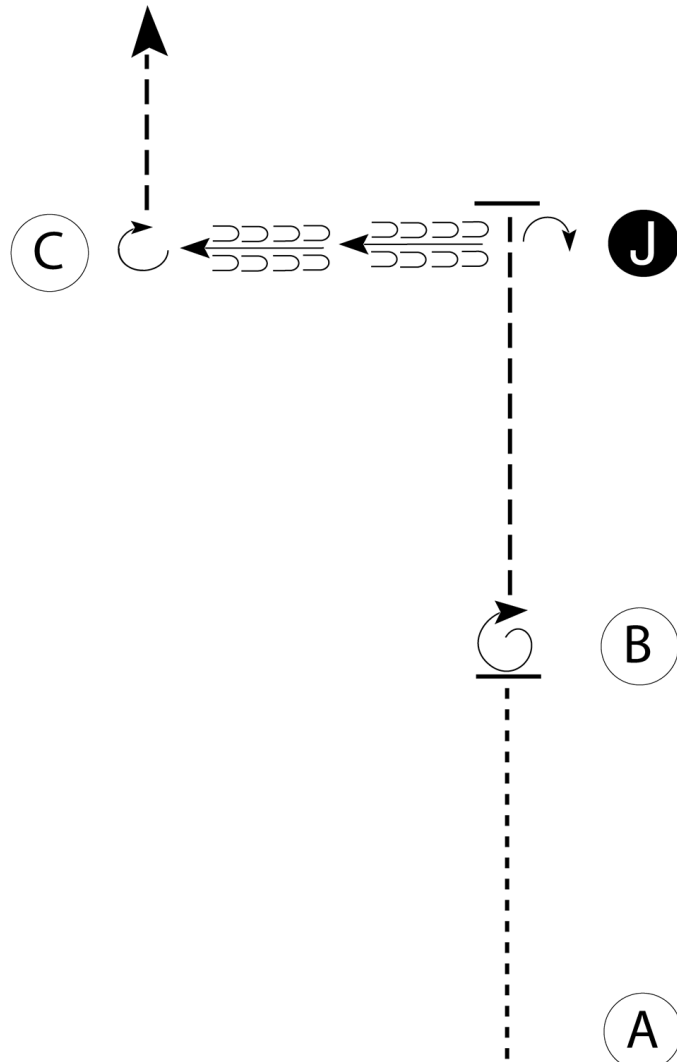
Ranch Versatility Show and All Breed Weekend

Showmanship (Amateur, Select, Youth)

Show Date: 10-11/2/2024

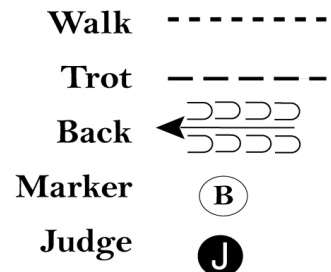
w w w . H o r s e S h o w P a t t e r n s . c o m

w w w . H o r s e S h o w P a t t e r n s . c o m



Be ready at A.

1. Walk A to B.
2. Stop at B and perform a 360 degree turn.
3. Trot until even with Judge.
4. Stop and perform a 90 degree turn; set up for inspection.
5. When dismissed, back to C.
6. Perform a 270 degree turn and trot straight away.



Follow the instructions of your ring steward.

[S/2-4]

Pattern Provided by:

Robyn Smith

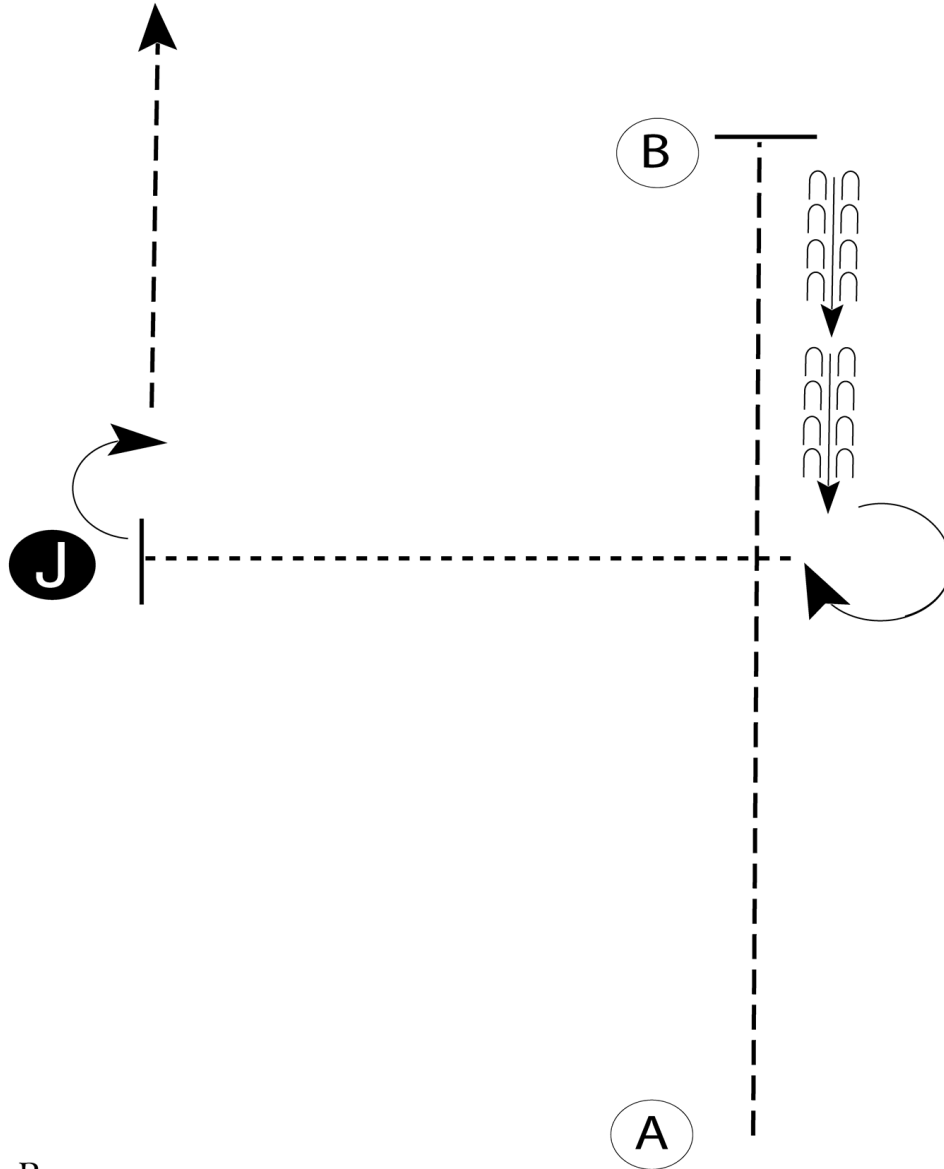
Ranch Versatility Show and All Breed Weekend

Showmanship (Youth, Beginner, EWD)

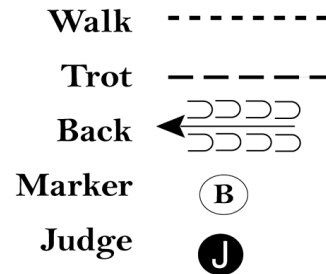
Show Date: 10-11/2/2024

w w w . H o r s e S h o w P a t t e r n s . c o m

w w w . H o r s e S h o w P a t t e r n s . c o m



1. Trot A to B.
2. Stop at B.
3. Back halfway to A.
4. Perform a 270 degree turn .
5. Walk to the judge, stop and set up for inspection.
6. When dismissed, perform a 90 degree turn and trot away from judge.



Follow the instructions of your ring steward.

[SWT-1]

Pattern Provided by:
Robyn Smith

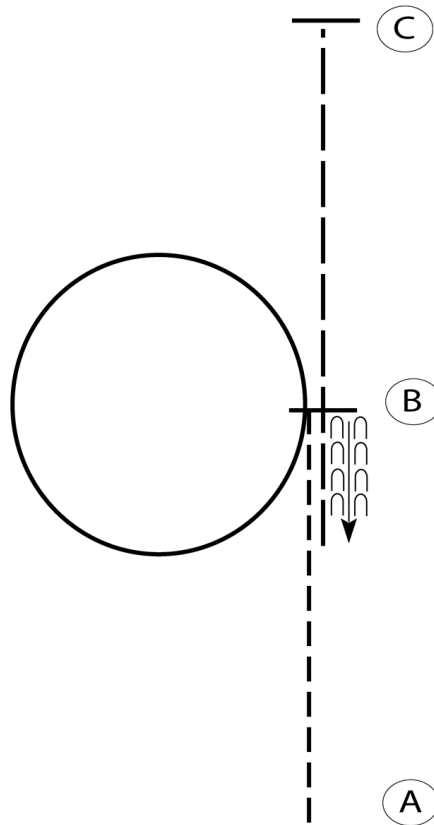
Ranch Versatility Show and All Breed Weekend

Western Horsemanship (All Age, Amateur, Youth, Select)

Show Date: 10-11/2/2024

w w w . H o r s e S h o w P a t t e r n s . c o m

w w w . H o r s e S h o w P a t t e r n s . c o m



Be ready at A.

1. Jog from A to B.
2. Lope a circle to the left on the left lead.
3. Stop at B.
4. Back one horse length at B.
5. Extend the jog to C.
6. Stop at C.

Follow the instructions of your ring steward.

Walk	-----
Jog	- - - - -
Extended Jog	- - - - -
Lope	—————
Leg Yield	
Lead Change	— / —
Back	← ← ← ← ←
Marker	⊙
Sidepass	← — — — — →

[WH/1-18]

Pattern Provided by:

Robyn Smith

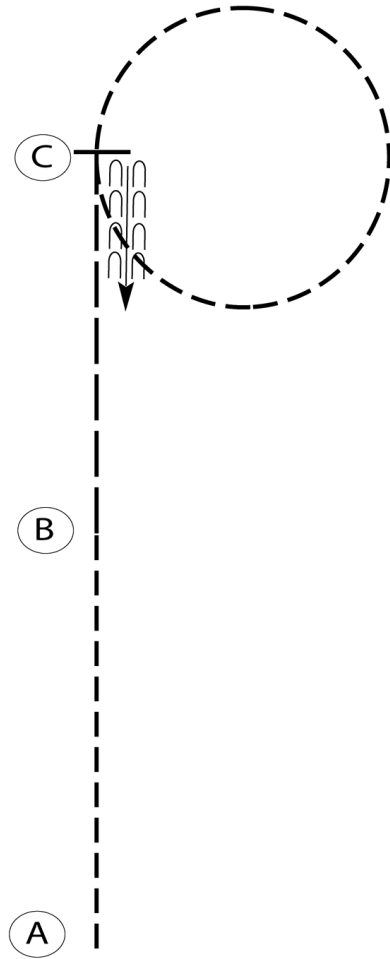
Ranch Versatility Show and All Breed Weekend

Western Horsemanship (Youth, Beginner, EWD)

Show Date: 10-11/2/2024

w w w . H o r s e S h o w P a t t e r n s . c o m

w w w . H o r s e S h o w P a t t e r n s . c o m



Be ready at A.

1. Jog from A to B.
2. Extend the jog to C.
3. At C, jog a circle to the right.
4. Even with C, stop and back one horse length

Retire to the rail or line up at a jog.

Walk	-----
Jog	- - - - -
Extended Jog	- - - - -
Lope	—————
Leg Yield	
Lead Change	— / —
Back	← ← ← ← ←
Marker	⊙
Sidepass	← — — — — →

[WH/WT-19]

Pattern Provided by:

Robyn Smith

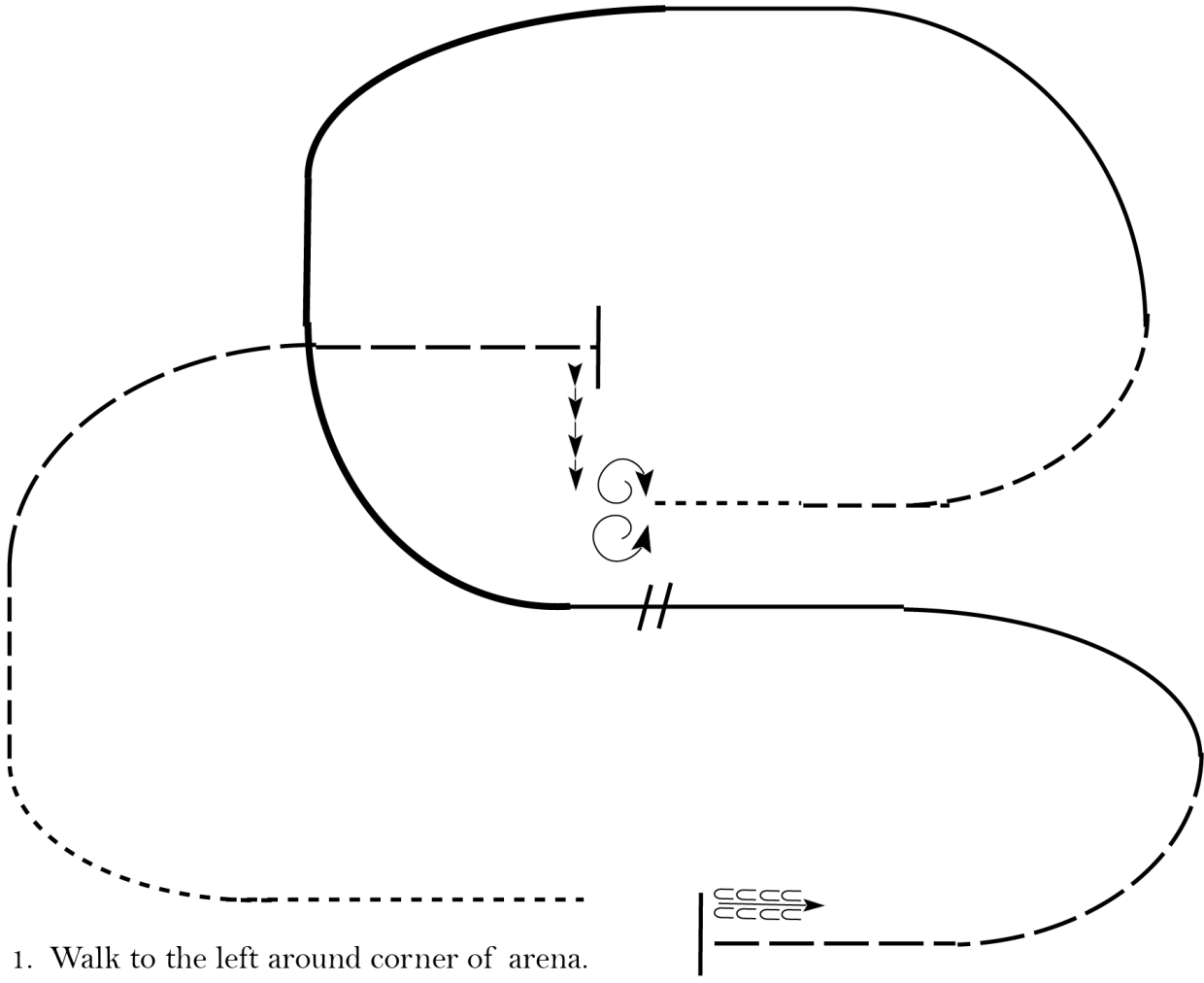
Ranch Versatility Show and All Breed Weekend

Ranch Riding (All Age, Amateur, Select, Youth)

Show Date: 10-11/2/2024

w w w . H o r s e S h o w P a t t e r n s . c o m

w w w . H o r s e S h o w P a t t e r n s . c o m



1. Walk to the left around corner of arena.
2. Trot
3. Extend alongside of the arena and around the corner to center.
4. Stop, side pass right
5. 360 degree turn each direction (either way 1st)
6. Walk.
7. Trot.
8. Lope left lead
9. Extend the lope
10. Change leads (simple or flying)
11. Collect to the lope
12. Extend trot
13. Stop and back

Walk	-----
Jog	- - - - -
Extended Jog	— — — — —
Lope	
Lead Change	— / —
Back	← — — — —
Marker	Ⓚ

[RR/3]

Pattern Provided by:
Robyn Smith

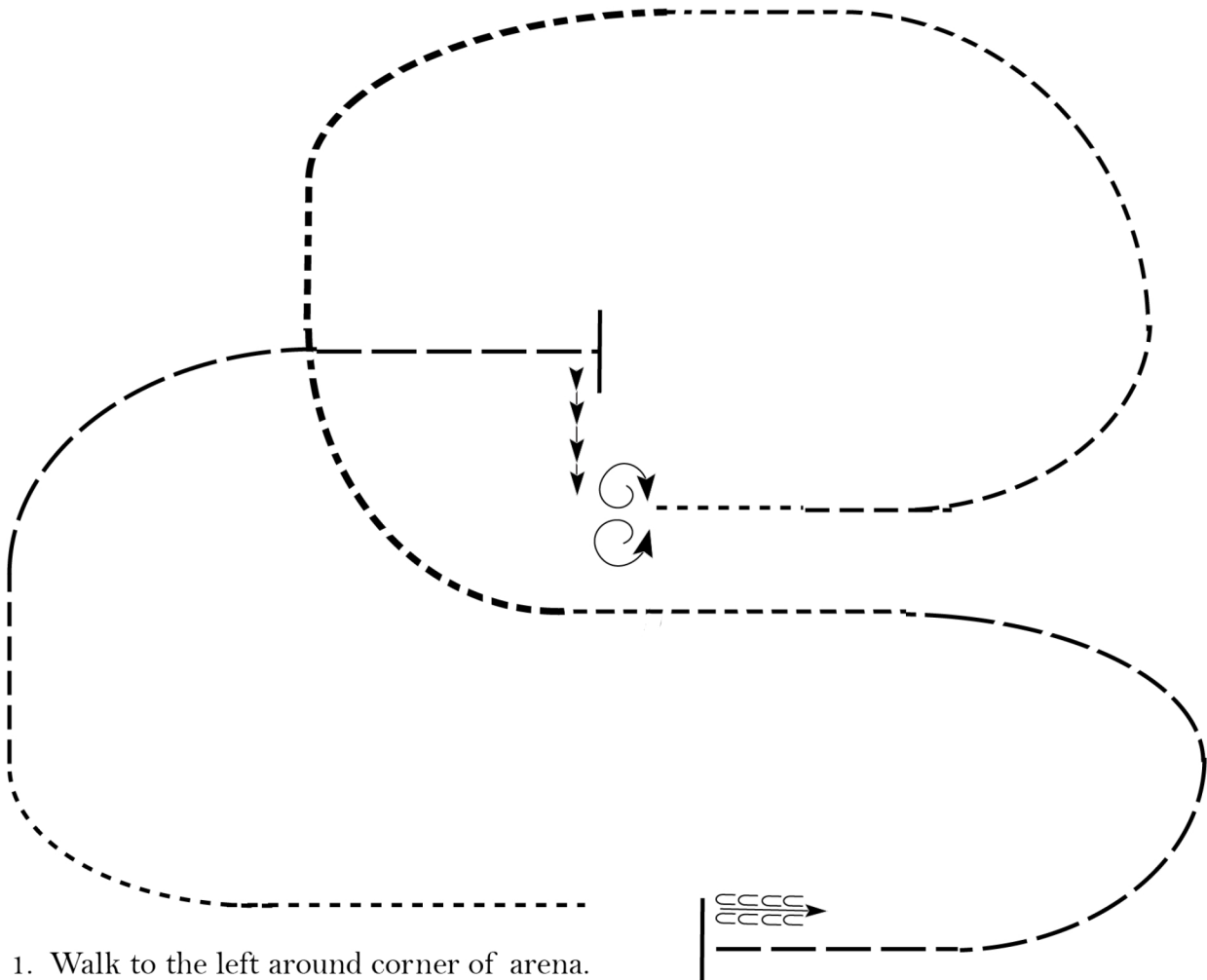
Ranch Versatility Show and All Breed Weekend

Ranch Riding (Beginner Walk/Trot)

Show Date: 10-11/2/2024

www.HorseShowPatterns.com

www.HorseShowPatterns.com



1. Walk to the left around corner of arena.
2. Trot
3. Extend alongside of the arena and around the corner to center.
4. Stop, side pass right
5. 360 degree turn each direction (either way 1st)
6. Walk.
7. Trot. A LARGE CIRCLE AS SHOWN
8. EXTEND TROT.
9. STOP & BACK UP.

Walk	-----
Jog	- - - - -
Extended Jog	- - - - -
Lope	—————
Lead Change	———/———
Back	←———
Marker	ⓑ

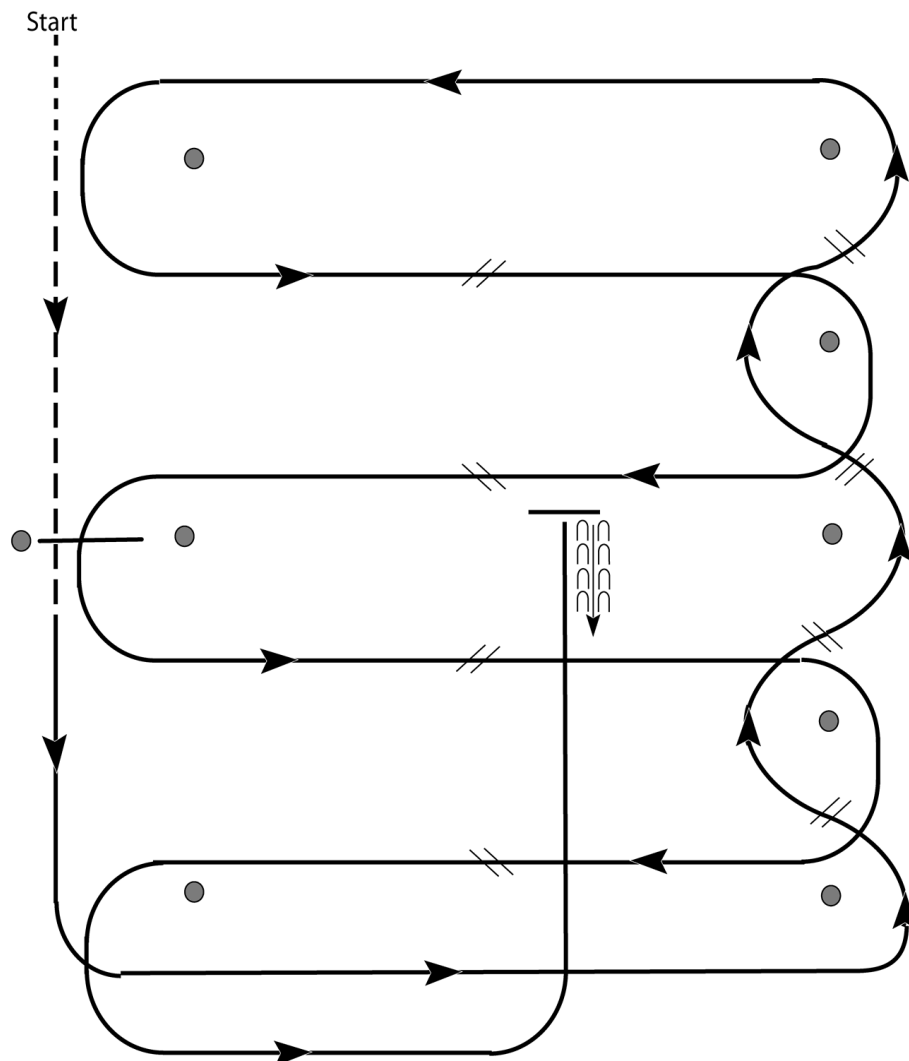
[RR/3]

Pattern Provided by:

Robyn Smith

Ranch Versatility Show and All Breed Weekend Western Riding (All)

Show Date: 10-11/2/2024



1. Walk and jog over log.
2. Transition to lope and lope around end.
3. First line change.
4. Second line change.
5. Third line change.
6. Fourth line change and lope around the end of the arena.
7. First crossing change.
8. Second crossing change.
9. Lope over log.
10. Third crossing change.
11. Fourth crossing change.
12. Lope up the center, stop and back.

[WR/OP-1]

Pattern Provided by:

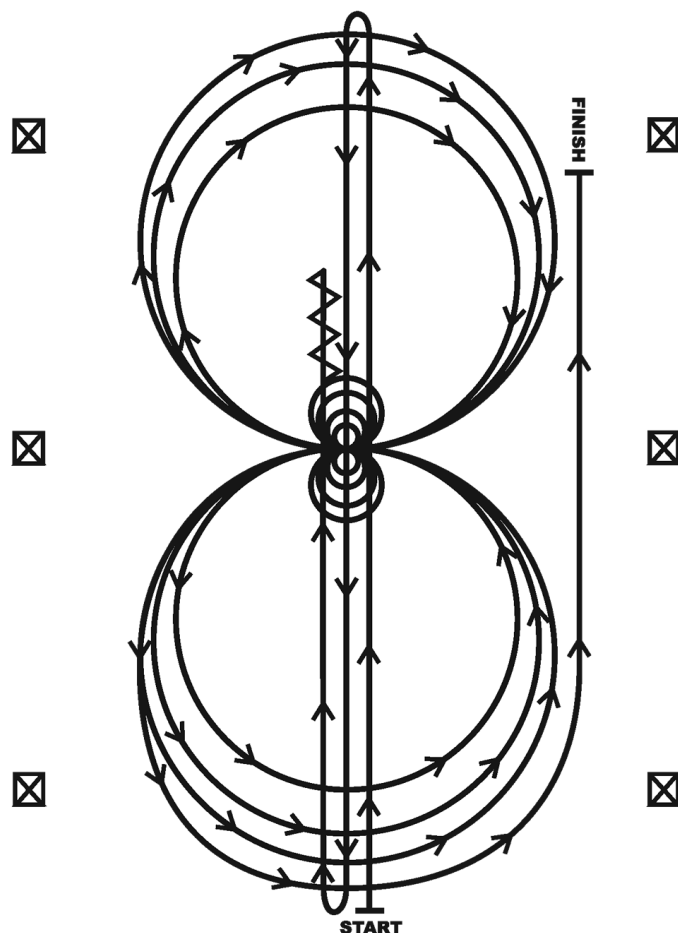
Robyn Smith

Ranch Versatility Show and All Breed Weekend

Reining (All)

Show Date: 10-11/2/2024

REINING PATTERN I



1. Run at speed to the far end of the arena past the endmarker and do a left rollback—no hesitation.
2. Run to the opposite end of the arena past the end marker and do a right rollback—no hesitation.
3. Run past the center marker and do a sliding stop. Back up to center of the arena or at least ten feet (three meters). Hesitate.
4. Complete four spins to the right. Hesitate.
5. Complete four and one-quarter spins to the left so that horse is facing left wall or fence. Hesitate.
6. Beginning on the left lead, complete three circles to the left: the first circle large and fast; the second circle small and slow; the third circle large and fast. Change leads at the center of the arena.
7. Complete three circles to the right: the first circle large and fast; the second circle small and slow; the third circle large and fast. Change leads at the center of the arena.
8. Begin a large circle to the left but do not close this circle. Run straight up the right side of the arena past the center marker and do a sliding stop at least twenty feet (six meters) from wall or fence. Hesitate to demonstrate the completion of the pattern.

[R/AQHAP-1]

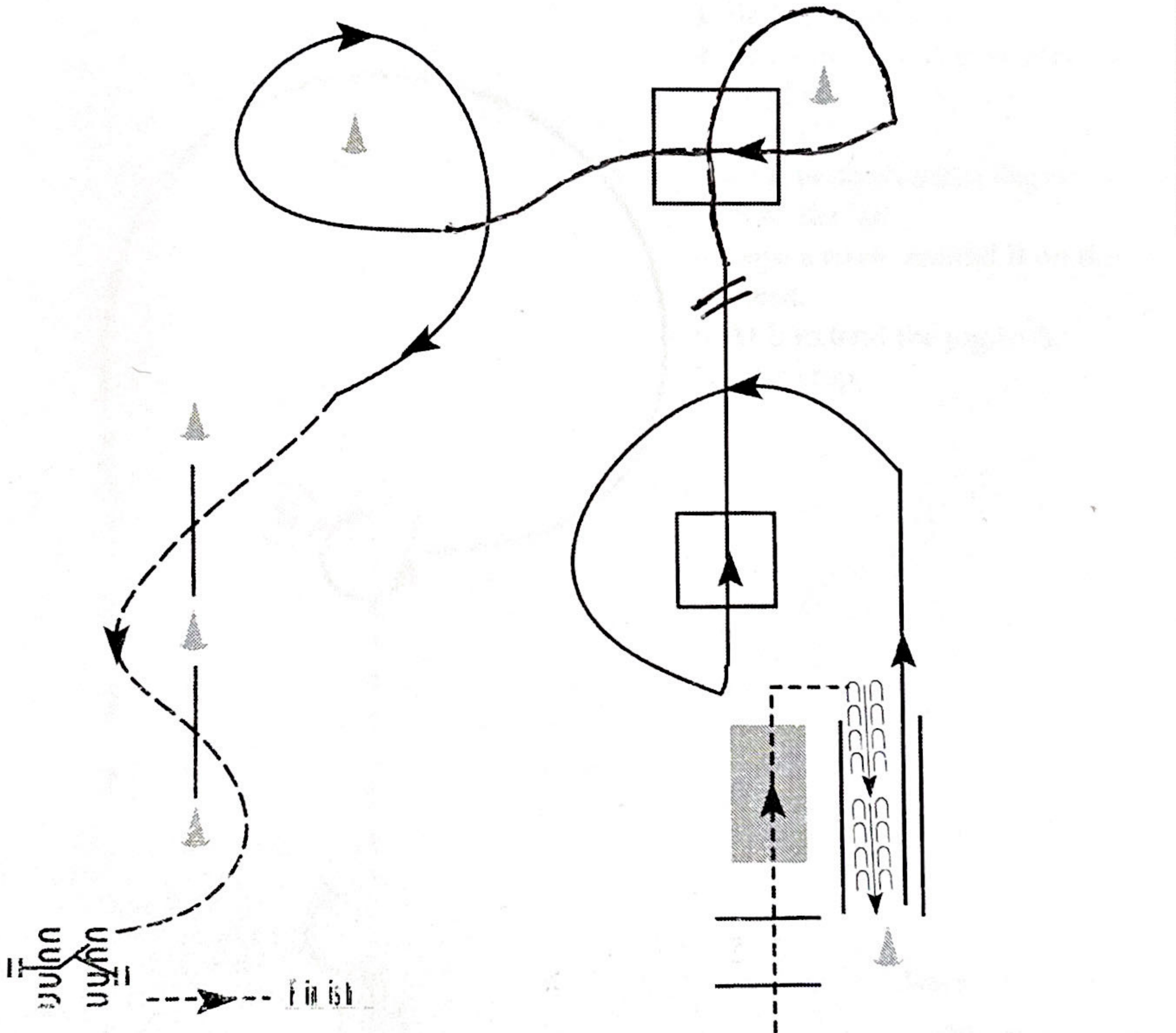
Pattern Provided by:

Robyn Smith

ALL BREED SHOW

10-11 FEBRUARY 2024

3YO, YOUTH, JUNIOR HORSE, SENIOR HORSE,
AMATEUR, SELECT, ALL AGE



1. Walk over poles and bridge.
2. Back into chute.
3. Lope out of chute, around and thru box on left lead.
4. **CHANGE LEADS- LOPE BOX ON RIGHT LEAD**
5. Lope around cone on right lead.
6. Jog thru serpentine and over poles to gate.
7. Work gate with left hand and walk to finish.

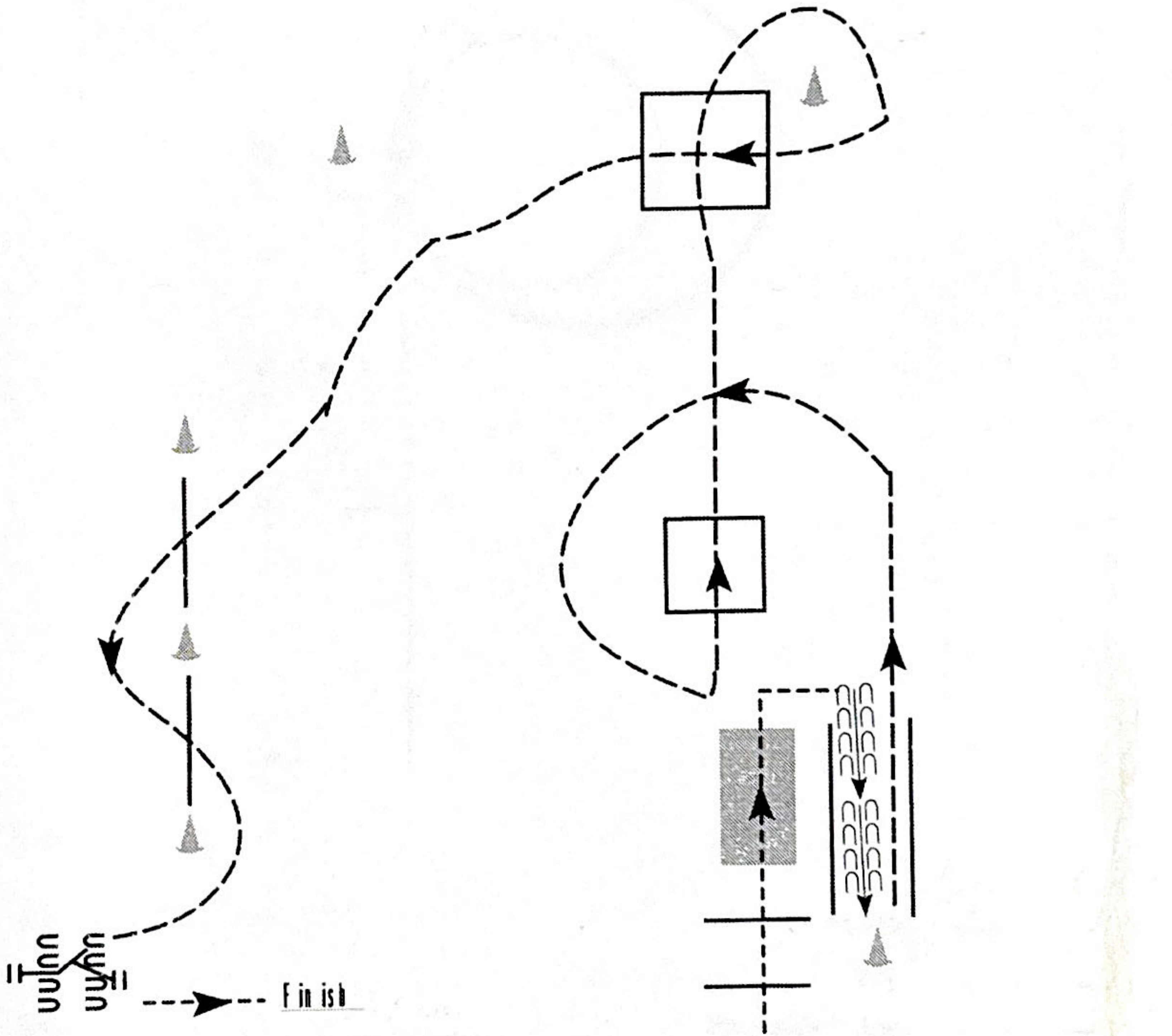
Start

Walk
Jog	-----
Lope	————
Back	←-----→
Marker	▲
Sidepass	←-----→

ALL BREED SHOW

10-11 FEBRUARY 2024

ALL LED TRAILS, ALL AGE WALK/TROT,
YOUTH WALK/JOG, BEGINNER & EWD



1. Walk over poles and bridge.
2. Back into chute.
3. Jog out of chute, around and thru box.
4. Jog thru box and around cone as shown.
5. Jog thru serpentine and over poles to gate.
6. Work gate with left hand and walk to finish.

Start

Walk	-----
Jog	-----
Lope	-----
Back	←-----
Marker	▲
Sidepass	←-----→