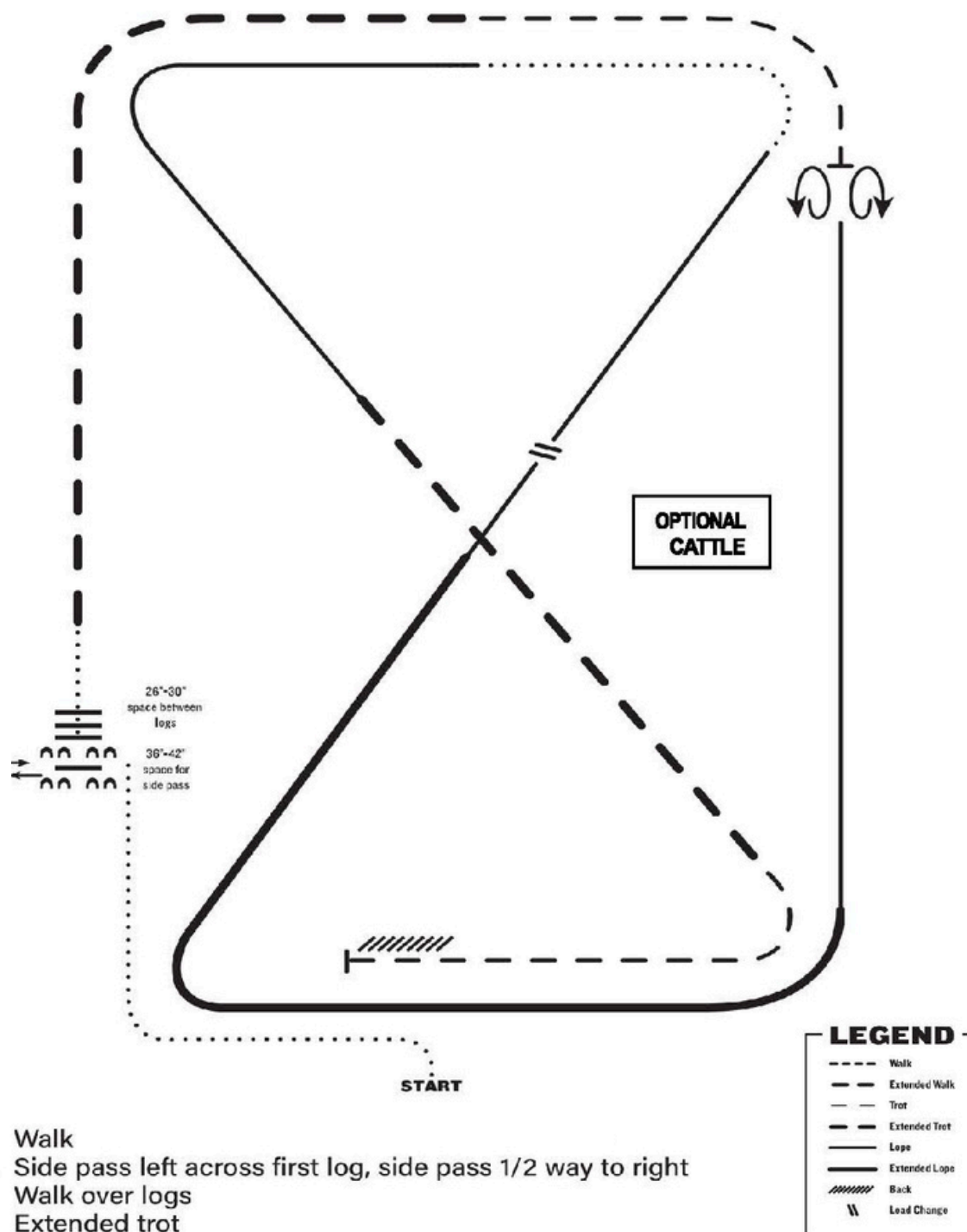


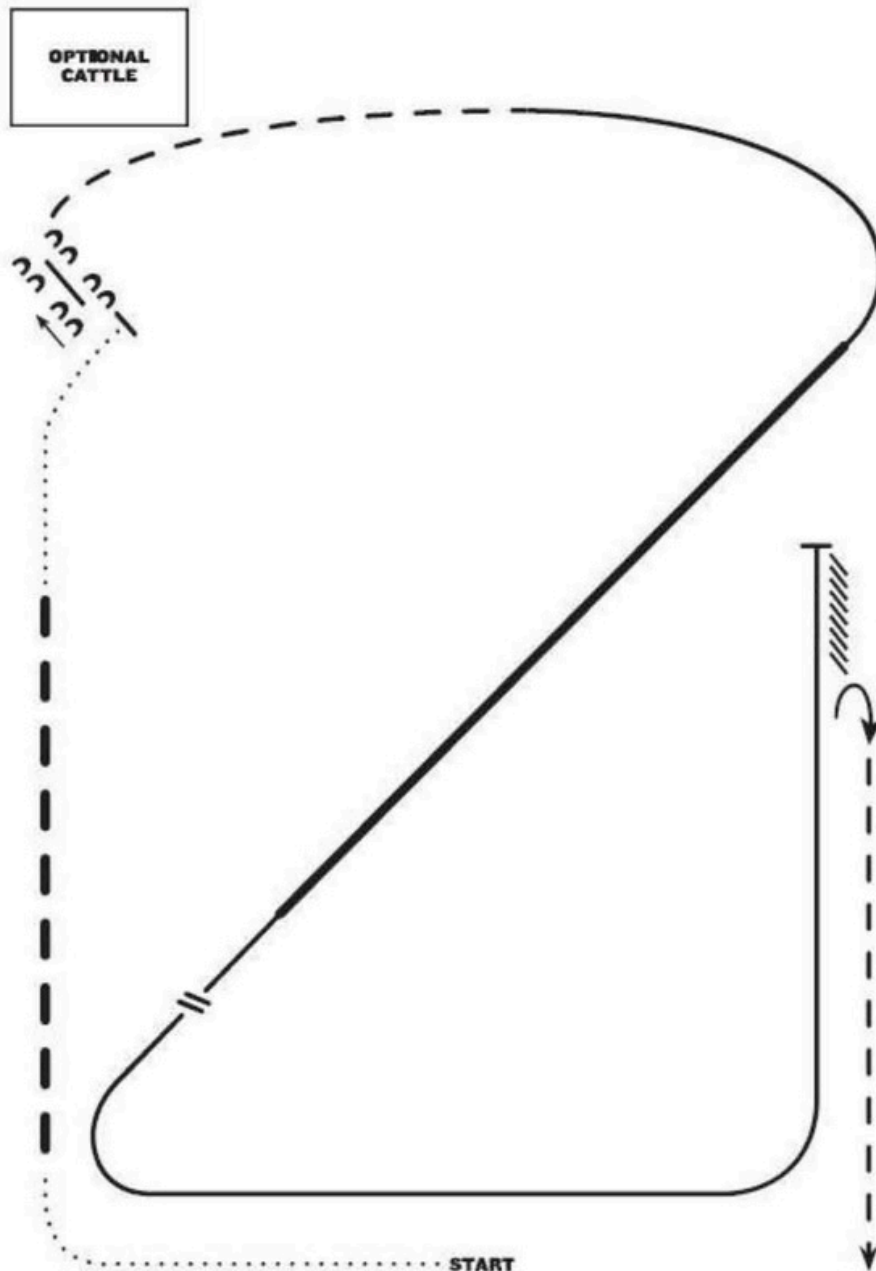
ORACWPC RANCH SHOW - FEB 2026
RANCH RIDING - PATTERN 8
JNR, SNR, AMATEUR, SELECT, HERITAGE



1. Walk
2. Side pass left across first log, side pass 1/2 way to right
3. Walk over logs
4. Extended trot
5. Trot
6. Stop, 360° turn each direction (either direction 1st) (L-R or R-L)
7. Lope right lead
8. Extended lope right lead
9. Collect lope, change leads (simple or flying), continue lope left lead
10. Walk
11. Lope left lead
12. Extended trot
13. Trot
14. Stop and back

Note: The drawn description of this pattern is only intended for the general depiction of the pattern. Exhibitors should utilize the arena space to best exhibit their horses.

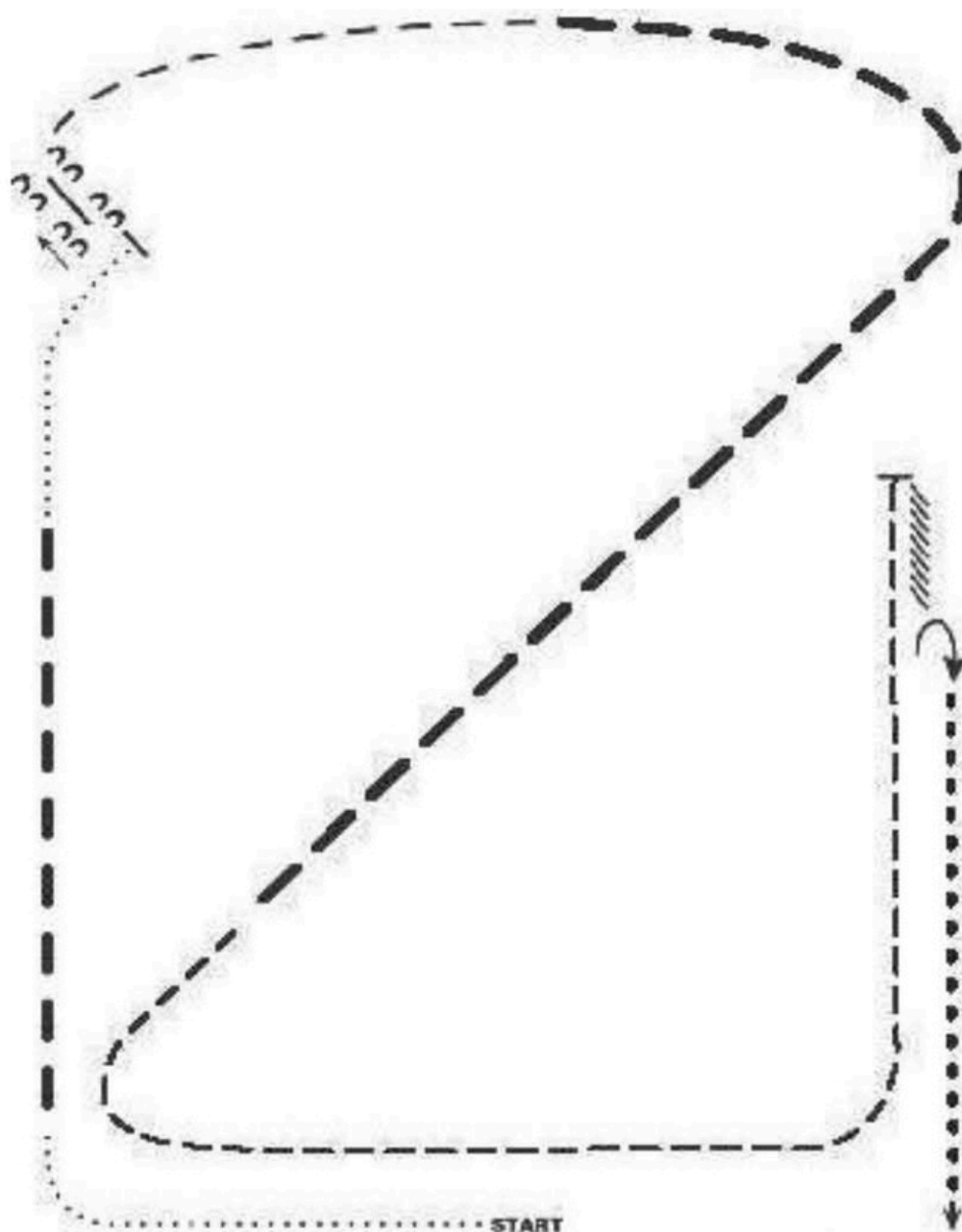
ORACWPC RANCH SHOW - FEB 2026
RANCH RIDING - PATTERN 10
YOUTH



1. Walk
2. Extended trot
3. Walk
4. Stop, side pass left over log
5. Trot
6. Lope right lead
7. Extended lope right lead
8. Collect lope and change leads (simple or flying)
9. Lope left lead
10. Stop and back
11. 1/2 turn right
12. Trot

Note: The drawn description of this pattern is only intended for the general depiction of the pattern. Exhibitors should utilize the arena space to best exhibit their horses.

ORACWPC RANCH SHOW - FEB 2026
RANCH RIDING - PATTERN 17
GREEN RIDER



1. Walk
2. Extended trot
3. Walk
4. Stop, side pass left over log
5. Trot
6. Extended trot
7. Collect trot
8. Stop and back
9. 1/2 turn right
10. Extended walk

LEGEND	
----	As is
----	Extended trot
----	Trot
----	Extended trot
----	Log
----	Extended walk
----	Back
1/2	1/2 turn right

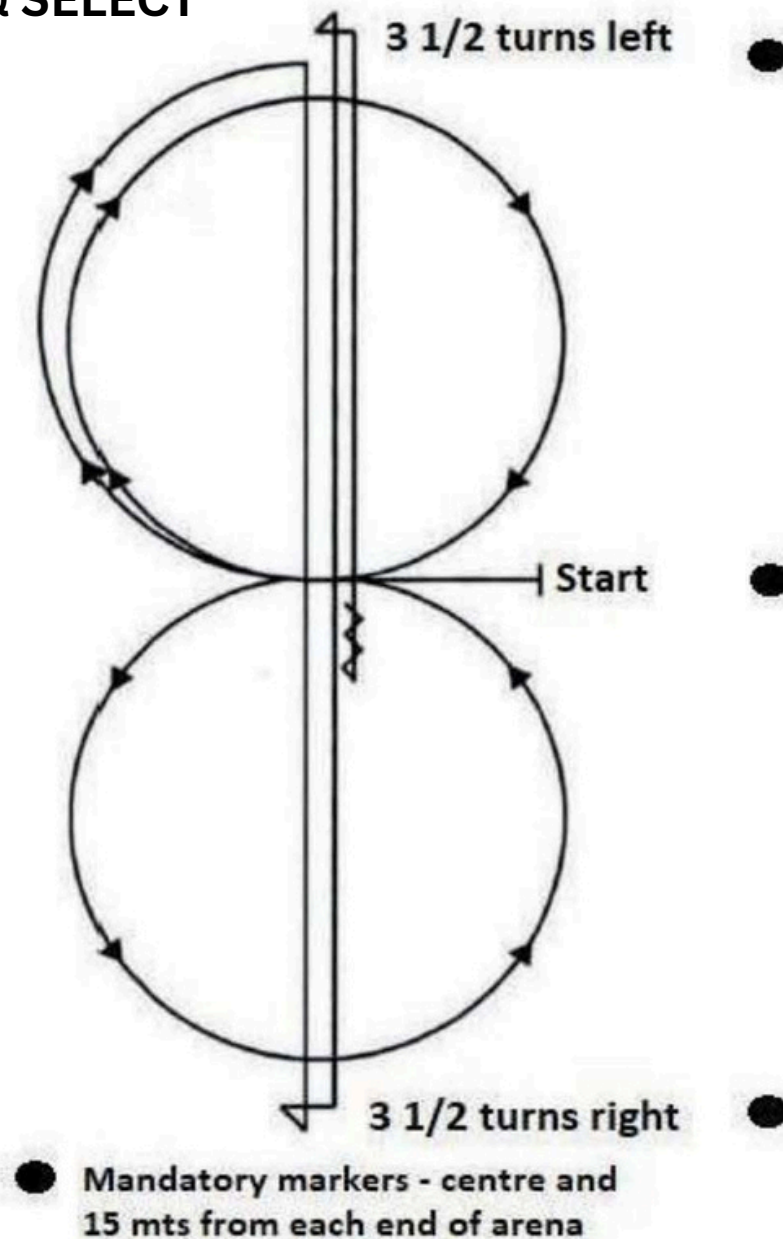
Note: The drawn description of this pattern is only intended for the general depiction of the pattern. Exhibitors should utilize the arena space to best exhibit their horses.

ORACWPC RANCH SHOW - FEB 2026

RANCH REINING PATTERN 6

JNR, SNR

AMATEUR & SELECT
HERITAGE



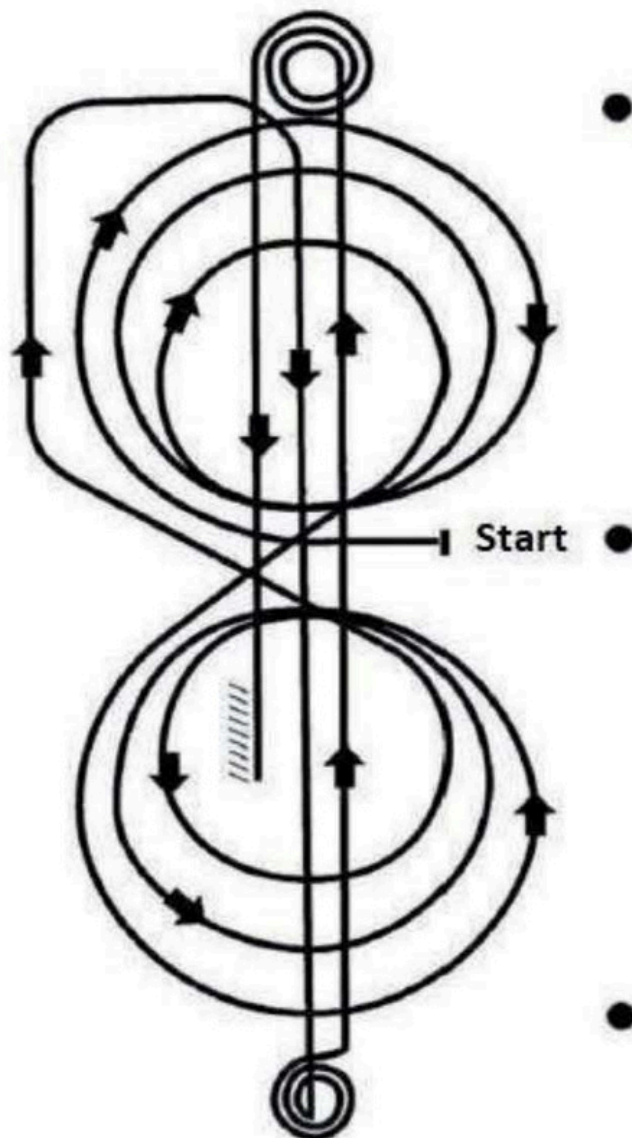
Ride pattern as follows: Trot to centre of arena and stop or walk before departure. Start pattern facing toward Judge.

1. Beginning on right lead, lope one (1) circle to the right. Change leads (flying) at centre of arena
2. Complete one (1) circle to the left. Change leads (flying) at centre of arena.
3. Begin a circle to the right but do not close this circle. Run down centre of arena past end marker and do a sliding stop.
4. Complete 3½ spins to the right.
5. Run up to the other end of arena, past end marker and do a sliding stop.
6. Complete 3½ spins to the left.
7. Run past centre marker and do a sliding stop. Back at least 3 m. Hesitate to show completion of pattern.

ORACWPC RANCH SHOW - FEB 2026

RANCH REINING PATTERN 3

YOUTH



● **Mandatory Markers - centre and at least 15 metres from each end of arena**

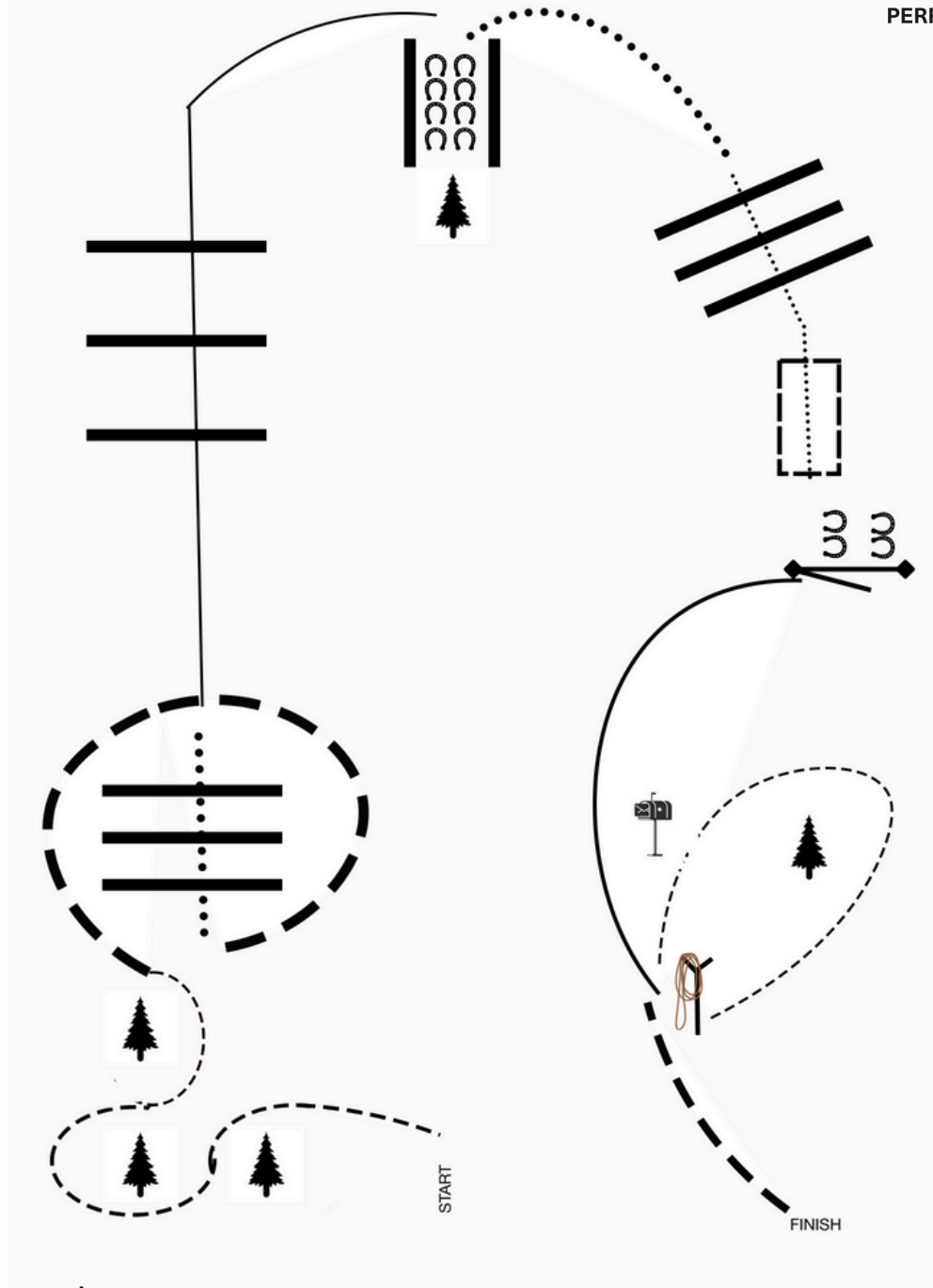
Ride pattern as follows: Trot to centre of arena and stop or walk before departure. Start pattern facing toward the Judge.

1. Beginning on right lead, complete three (3) circles to the right –the first two large and fast. the third small and slow. Change leads (flying) at centre of arena
2. Complete three (3) circles to the left: the first two large and fast, the third small and slow. Change leads (flying) at centre of arena
3. Begin a large circle to the right, but do not close this circle. Run down centre of arena, past end marker, and do a sliding stop
4. Complete 3½ spins to the right
5. Run up centre of arena to the opposite end, past end marker, do a sliding stop
6. Complete 3½ spins to the left
7. Run back to middle of arena, past centre marker and do a sliding stop. Back up at least 3 m. Hesitate to show completion of pattern.

ORACWPC RANCH SHOW - FEB 2026

RANCH TRAIL

Junior, Senior, Amateur, Amateur Select

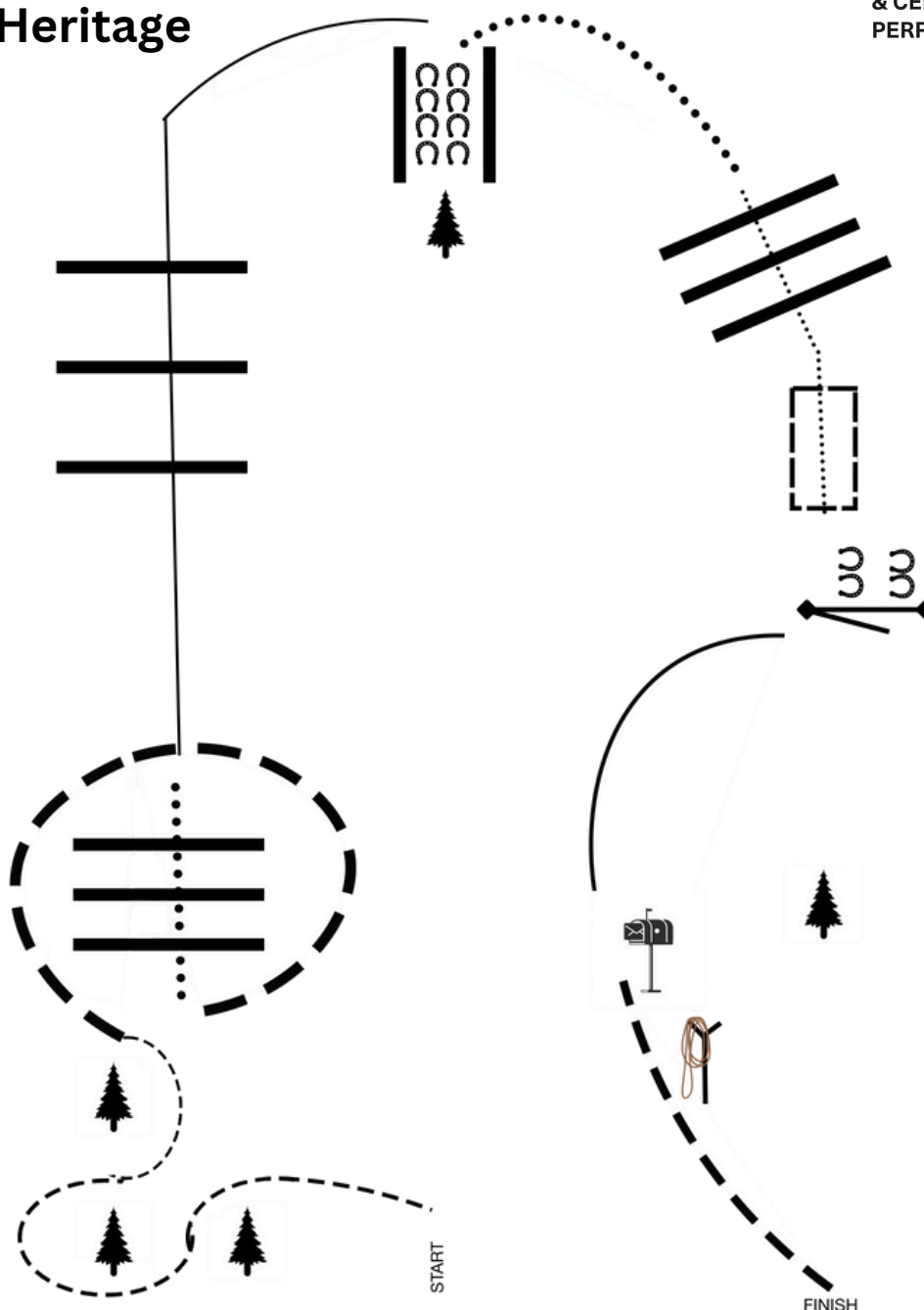


1. Trot through trees
2. Extended trot around logs, break to walk, walk over logs
3. Lope logs
4. Back into chute, walk out
5. Extended walk to logs, walk logs & walk bridge
6. Work gate
7. Lope to drag
8. Drag log
9. Extended trot to finish

ORACWPC RANCH SHOW - FEB 2026

RANCH TRAIL

Youth & Heritage

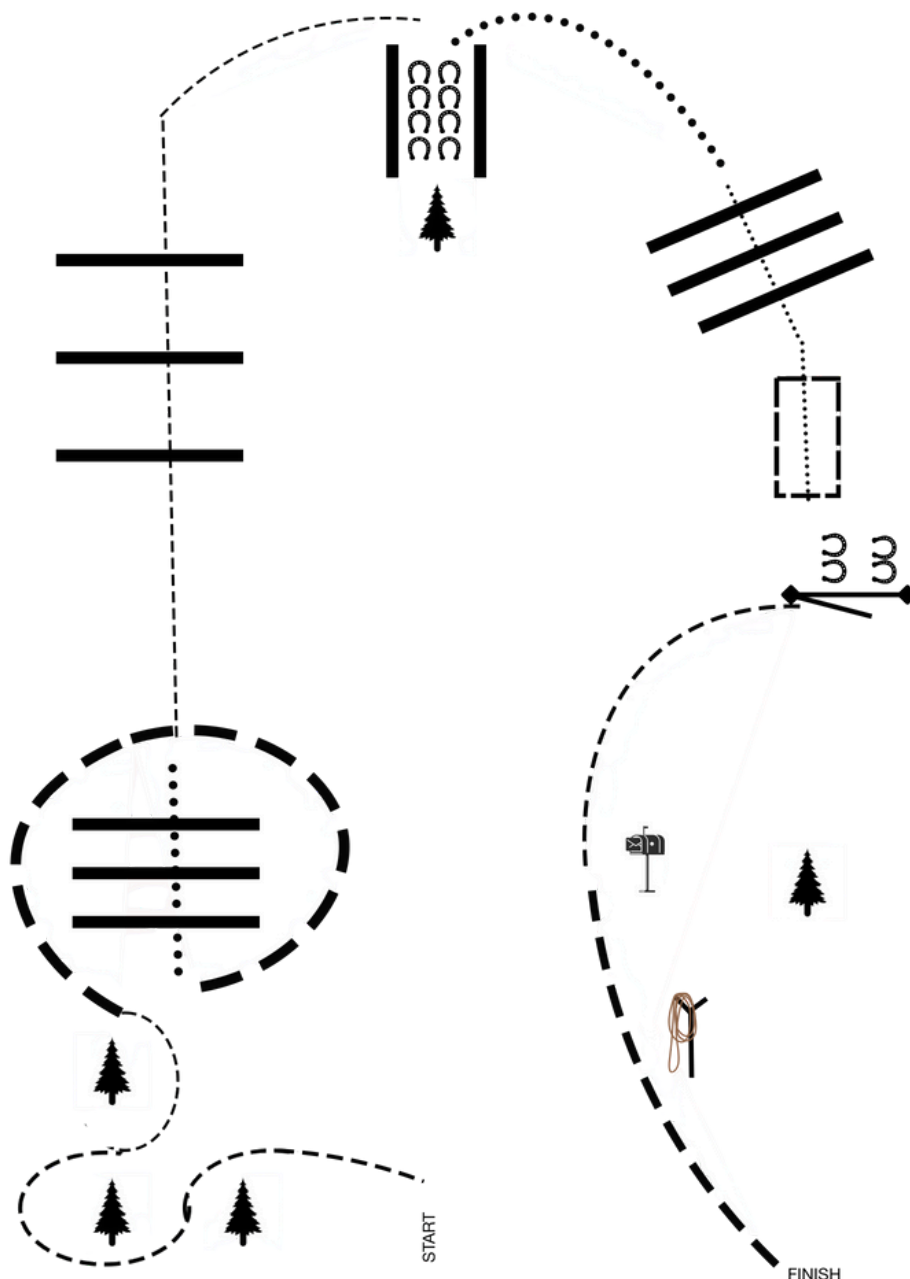


1. Trot through trees
2. Extended trot around logs, break to walk, walk over logs
3. Lope logs
4. Back into chute, walk out
5. Extended walk to logs, walk logs & walk bridge
6. Work gate
7. Lope to mailbox
8. Check Mail
9. Extended trot to finish

ORACWPC RANCH SHOW - FEB 2026

RANCH TRAIL

Green Rider & Ranch Prospect



1. Trot through trees
2. Extended trot around logs, break to walk, walk over logs
3. Trot logs
4. Back into chute, walk out
5. Extended walk to logs, walk logs & walk bridge
6. Work gate
7. Trot to mailbox
8. Check Mail
9. Extended trot to finish